



2019

2019-082

2019 08

)

(

50%

2019	1
	1
	4
	6
	10
	14
	15
	16
	17
	18
	19
	76

		2019 1 1 2019 6 30
		2019 6 30
		Eaglerise E&E(USA), Inc.
		Eaglerise E&E Inc.
		Eaglerise Power Systems Inc.
		Sunrise Power Transformers GmbH
E&R LLC		E&R LLC
		()

			002922
		EAGLERISE ELECTRIC & ELECTRONIC (CHINA) CO., LTD	
		EAGLERISE CHINA	

	4	4
	0757-86256898	0757-86256898
	0757-86256768	0757-86256768
	jeremychenin@eaglerise.com	judy.chen@eaglerise.com

1

2018

2

2018

	572,794,715.43	489,268,066.82	17.07%
	18,760,309.90	17,743,248.15	5.73%
	10,461,059.65	9,923,029.94	5.42%
	40,402,765.42	22,168,642.00	82.25%
/	0.14	0.13	7.69%
/	0.14	0.13	

	409,500.78	
	1,457,270.03	

1 LED

LED 2020 LED LED 2030 LED LED

2018 LED 403 2020 LED LED (GGII) LED

LED 245 23.7% GGII LED 488 2017

LED 2018 LED

280 14.3% 2020 LED 348 LED

2

4.0

3

2018

1

	79,506,826.00	
	69,827,283.46	
	12,083,150.07	6,443,358
	ERP/APS/WMS/MES	4,960,754.73
	39,167,272.69	
	31,596,928.31	
	69,827,283.46	

2

--	--	--	--	--	--	--	--	--

13405
 Benson Ave
 17,961,932.9 Chino
 3 California
 USA

3

LED

LED

LED

ISO9001 2015

ISO14001 2015

IECQ QC080000:2017

IATF16949:2016

LED

4

5

2019

2019

2,794,715.43	17.07%	18,760,309.90	5.73%
40,402,765.42	82.25%		

	572,794,715.43	489,268,066.82	17.07%	130.24%
				323.51%
	444,405,939.93	376,576,587.42	18.01%	
	35,809,114.26			

	99,336,786.91	17.34%	120,031,003.00	24.53%	-17.24%
	117,053,615.26	20.44%	48,299,653.76	9.87%	142.35%
	53,946,310.50	9.42%	66,290,389.34	13.55%	-18.62%
	6,413,055.69	1.12%	7,816,889.69	1.60%	-17.96%

10%

	567,816,836.38	439,011,834.42	22.68%	16.80%	17.20%	-0.27%
	4,977,879.05	5,394,105.51	-8.36%	58.78%	168.96T1	

142.35%

WAGO



	76,222,881.85	5.44%	25,747,272.38	2.08%	3.36%	k1111111
	145,015,600.00	10.34%	102,377,250.00	8.26%	2.08%	
	0.00		556,882.53	0.04%	-0.04%	

677,502,909.25	735,007,985.70	-7.82%
----------------	----------------	--------

2

69,420

3

4



	2019 3	LED	2018 6	LED
		2019 6 30	2020 6 30	

		www.cninfo.com.cn) 2019
--	--	----------------------------

9

1

2


10%

--	--	--	--	--	--	--	--	--

			150,000,000.00	138,522,816.56	366,550,802.41	50,397,309.63	-4,675,566.99	-4,435,096.03
Eaglerise E & E Inc			78.35	26,238,504.54	-7,532,708.37	55,282,110.92	-7,454,388.93	-7,580,281.53

2019 1-9


--	--	--	--	--	--	--



6
 2017 12 2017 12
 20 29 29 2020
 12 29

6

6



				2017 12 29	2017 12 29 2018 12 29
			2	2017 12 29	2018 12 29 2020 12 29
			40%		
				2017 12 29	2017 12 29 2018 12 29
			2	2017 12 29	2018 12 29 2020 12 29

			40%			
				2017 29	12	2017 29 12


6

20

6


--	--	--	--	--	--	--





29

29





--	--	--	--	--	--	--

2017

				2		
				2017 12 29		

					2017 12 29	2017 12 29 2020 12 29
			1		2017 12 29	

			2			
			3			
			4			
			5			
			6			



2019

1 2019 04 10 > < 2019 >

< 2019

2 2019 04 10 2019 2019 2019

3 2019 04 15 OA

2019

2019
04 15 2019 04 24 10

2019 05 10

2019

4 2019 05 15 2018
>

<
2019

<
2019

2019

>

2019

6

5 2019 06 12
2019

2019

2019 6 28
252.86

2019

2019 07 02

73

1

2

3

4

5

2019

1 2019 04 10 > < 2019 < 2019 >

2 2019 04 10 2019 2019 2019

3 2019 05 15 > 2018 < 2019 < 2019 > 2019 2019 6

4 2019 06 12 2019 2019

2

	60,089,750	0	0	60,089,750		2020 12 29
	23,361,450	23,361,450				2019 01 30
	5,642,400					

	3,712,228	3,712,228				2019 01 30
	3,712,228	3,712,228	2,784,921	2,784,921		2019 01 30
	2,474,819	2,474,819				2019 01 30

2019

73

10								
3								
								16.14%
								10
								22,041,587
								4,322,501
								3,342,200

252.86

2019 07 02

131,992,875

134,521,475

131,992,875





		498,200.00
	300,000.00	
	267,652,230.40	214,312,643.54
	7,156,355.72	6,603,912.78
	22,378,636.10	33,012,725.00
	7,426,367.03	5,991,268.51
	43,334,660.51	11,628,028.09
	724,397.55	506,631.69

	9,939,807.35	10,080,701.21
	2,680,080.34	2,698,525.62
	12,619,887.69	12,923,780.10
	506,524,954.09	445,205,819.16

	12,184,028.92	
	37,495.50	299,202.41
	243,963,496.74	164,186,365.85
	66,246.58	624,612.07
	85,329,039.15	130,255,664.46

	121,844,400.00	155,874,800.00
		498,200.00
	300,000.00	
	20,000,000.00	
	159,870,585.46	142,573,273.90
	3,669,696.81	5,936,139.39
	14,441,656.64	25,029,721.74
	1,071,074.13	1,950,827.49
	67,306,367.37	38,853,906.63
	724,397.55	506,631.69
	388,503,780.41	370,716,869.15
	53,244.94	
	53,244.94	

	134,521,475.00	131,992,875.00
	507,398,046.18	486,486,524.18
	23,440,122.00	

	303,541.16	293,776.38
1.		
2.		
3.		

	0.14	0.13
	0.00	0.00

4

	2019	2018
	474,089,348.84	415,402,277.46

	118,551.91	650,400.32
“ ”	22,703,169.73	19,290,831.03

	22,240,584.53	19,713,577.30

5

	2019	2018
	592,062,464.71	581,738,190.31

	119,894,005.88	122,127,905.00
	17,780,956.73	19,912,694.87
		48,796,567.71
	588,194,418.52	606,425,398.64

		15,252,963.81
	149,459,043.99	183,816,057.75
	-14,613,171.99	-104,427,657.75
	217,846.24	-21,862.26
	-3,369,667.19	-371,224,878.50
	157,913,626.30	538,644,813.68
	154,543,959.11	167,419,935.18

6


	2019	2018
	492,601,870.98	467,197,507.63
	16,732,877.24	29,164,604.62
	5,665,027.22	7,330,994.16
	514,999,775.44	503,693,106.41
	372,143,820.96	389,297,792.64
	72,805,712.26	78,381,088.88
	6,110,148.14	3,051,299.31
	96,209,815.67	217,028,309.08
	547,269,497.03	687,758,489.91
	-32,269,721.59	-184,065,383.50
	466,600,000.00	359,660,377.36
	23,350,809.78	22,656,510.96
		426,300.87
	489,950,809.78	382,743,189.19
	16,561,955.10	8,161,140.95

|

|



2



“ ” “ ” “ ”

4406001006320
 1999 10 15
 50 2005 12 26
 (" ") 2007 8 31
 2007 12 28 91440600719208822U
 2017 12 29 13,452.1475 1

A3

4

2019 08 21

LED

13 1 “ ”

1

33 76 2006 2 15 42
 “ ”
 15 — 2014

2

12

25“ ”

28“

1

2019 6 30

2019 1-6
2014

15

2

1 1 12 31

3

12

4

EAGLERISE E & E (USA), INC.	“	”	EAGLERISE E & E, INC.	“	”
EAGLERISE POWER SYSTEMS INC.	“	”	E&R LLC	“	”
POWER TRANSFORMERS GMBH	“	”		()	SUNRISE
“	”				

12

12

19

33 ——
“ ” “ ”
“ ”

“ ”

5

15“

2012
6 2
”

6

1

2

“

”

2 —
15“

22 —

” 9“ ”

“

15 2 “

”

“

”

“

”

9

1

2

3

4

5

7

8

“ ”

12

12

12

10

0

11

12

13

12

14

1

2

3

4

5

15

9“ ”

1

3

20“ ”

20

21

22

1

2

3

4

23

3 1 2

24

1

/

2

3

25

1

2

3

4

26

3

4

28

1

2

3

9

29

1

--	--	--

2017 3 31

22 —

2017

2017

7

23 —

|

2019

2018

2019 1 1

2019 1 1

A

a

2018 12 31			2019 1 1		
		26,554,019.27			
		202,140,771.40			
		255,008,780.51			

b

2018 12 31			2019 1 1		

--	--	--	--	--

13,094,851.36

			0.00	
				164,186,365.85
	173,422,372.31			
			171,300,000.00	
				2,122,372.31
	498,200.00			
		498,200.00		
				0.00
	0.00			
		498,200.00		
				498,200.00

0.00

	5,683,520.62	0.00	0.00	5,683,520.62
	2,824,488.13	0.00	0.00	2,824,488.13
	0.00	0.00	0.00	0.00

D 2019 1 1

2018 12 31		192,469,953.91		

	4,559,149.66	4,559,149.66	
	6,774,429.24	6,774,429.24	
	513,687,044.26	513,687,044.26	
	1,342,161,905.63	1,342,161,905.63	
	158,998,250.00	158,998,250.00	
	498,200.00		-498,200.00
		498,200.00	498,200.00

	144,553.27	144,553.27	

	94,833,676.07	94,833,676.07	
		171,300,000.00	171,300,000.00
	26,554,019.27	11,778,625.64	-14,775,393.63
	215,330,369.68	215,330,369.68	
		14,775,393.63	14,775,393.63
	299,202.41	299,202.41	
	164,186,365.85	164,186,365.85	
	624,612.07	624,612.07	
		0.00	
	130,255,664.46	130,255,664.46	
	173,422,372.31	2,122,372.31	-171,300,000.00
	804,881,670.05	804,881,670.05	
	309,093,915.11	309,093,915.11	
	68,160,841.82	68,160,841.82	



12,674,287.82

	5% 7%	
--	-------	--

GR201736000324 2016
 15%
 2018 11 28
 GR201844001832 2018
 15%

3

2019 1 3 16%
 [2019]39 2019 4 1
 13% 2019 4 1 2021 12 31
 10%

1

	118,030.19	67,488.91
	154,425,928.92	157,846,137.39
	854,184.00	

3

1

	17,549,511.36	11,578,625.64
	123,000.24	200,000.00
	0.00	0.00
	17,672,511.60	11,778,625.64

	17,672,511.60	100.00%	0.00	0.00%	17,672,511.60	11,778,625.64	100.00%	0.00	0.00%	11,778,625.64

17,549,5

11.36

	17,549,511.36	0.00	0.00%
	123,000.24	0.00	0.00%
	17,672,511.60	0.00	--

0

2

		19,785,038.80	
--	--	---------------	--



5,048,21

5.03

	6,862,019.77	715,508.68	0.00	395,894.14	7,181,634.31
	6,862,019.77	4,754,080.70	0.00	395,894.14	11,220,206.33

--	--	--	--

3

	395,894.14

American enTechnology		251,863.28			

140,960.86

	14,775,393.63	12,234,028.92	14,775,393.63	12,234,028.92
	14,775,393.63	12,234,028.92	14,775,393.63	12,234,028.92

6

1

1	264,982.56	99.79%	391,159.67	100.00%
1 2	546.09	0.21%	0.00	0.00%
	265,528.65	--	391,159.67	--

1

1

2

213,966.46

	66,246.58	1,031,031.24
		0.00
	11,761,175.48	12,063,820.12
	11,827,422.06	13,094,851.36

1

1

	66,246.58	1,031,031.24
	0.00	0.00
	66,246.58	1,031,031.24

2

1

	2,025,901.88	3,569,151.54
	3,608,291.46	2,886,290.87
	6,960,360.99	5,929,171.74
	1,000,000.00	1,000,000.00
	1,255,014.69	1,967,324.56
	-3,088,393.54	-3,288,118.59
	11,761,175.48	12,063,820.12

2

	12	()	()	
2019 1 1		3,288,118.59		

1	1	11,914,008.67
	6	11,680,687.67
7-12		233,321.00
1	2	72,645.77
2	3	68,660.00
3		2,794,254.58
3	4	2,794,254.58
		14,849,569.02

3

	3,288,118.59	-199,725.05	0.00	3,088,393.54
	3,288,118.59	-199,725.05	0.00	3,088,393.54

--	--	--

4

		6,960,360.99	1-6	46.87%	139,207.22
		1,000,000.00	3	6.73%	1,000,000.00
		1,000,000.00	3	6.73%	1,000,000.00
		317,222.66	1-6	2.14%	6,344.45
		213,280.00	3	1.44%	213,280.00

	--	9,490,863.65	--	63.91%	2,358,831.67
--	----	--------------	----	--------	--------------

8

1

	53,675,317.51	2,083,855.65	51,591,461.85	43,303,050.85	2,490,046.39	40,813,004.46
	30,752,060.35	0.00	30,752,060.35			

--	--	--	--

3	0.00				
	0.00				
3.	0.00	411,533.50	9,586.41	703,194.83	1,124,314.74
1		411,533.50	9,586.41	703,194.83	1,124,314.74
4.	384,877,520.99	111,330,072.71	6,906,805.48	67,257,395.79	570,371,794.97
1.	50,591,533.62 €				

	72,757,765.53	
--	---------------	--

	125,019,419.25	

16,195,886.14

19,626.00

125,019,419.25

44100620170002037

2019 6 30

	0.00	0.00	0.00	1,762,863.47	0.00	1,762,863.47
-Altium 3	101,946.90	0.00	101,946.90	0.00	0.00	0.00
SMT	456,637.17	0.00	456,637.17	0.00	0.00	0.00

	4,550,000.00		3,640,000.00	0.00	0.00	3,640,000.00	80.00%	80.00%	0.00	0.00		
		1,762,863.47	1,762,863.47	0.00	0.00	0.00	-	-	0.00	0.00		
-Altium 3		0.00	101,946.90	0.00	0.00	101,946.90	-	-	0.00	0.00		
SMT		0.00	456,637.17	0.00	0.00	456,637.17	-	-	0.00	0.00		
	164,910,700.00	115,390,154.54	32,422,874.24	71,590,146.93	0.00	76,222,881.85	--	--	0.00	0.00		--

12

1

1.	44,576,985.00	11,669,300.00	17,969,016.84	74,215,301.84
2.	6,446,358.00			

13

1

	679,233.37	0.00	0.00	0.00	0.00	679,233.37
	679,233.37	0.00	0.00	0.00	0.00	679,233.37

14

	641,344.22	0.00	641,344.22	0.00	0.00
	641,344.22	0.00	641,344.22	0.00	

15

/

1

	13,770,798.81	2,181,448.12	16,176,170.12	2,427,335.36
	9,982,980.73			

	10,210,637.50	2,552,659.37	10,794,102.50	2,698,525.62
	805,533.39	127,420.97	0.00	0.00
	11,016,170.89	2,680,080.34	10,794,102.50	2,698,525.62

	18,025,938.12	6,774,429.24
	18,025,938.12	6,774,429.24

17

1

	43,171,200.00	63,668,050.00
	20,000,000.00	0.00
	61,844,400.00	75,330,200.00
	20,000,000.00	0.00
	0.00	20,000,000.00
	145,015,600.00	158,998,250.00

900.00

126,659,280.57

16,401,330.82

44100620170002037

19,626.00

18

	300,000.00	498,200.00
	300,000.00	498,200.00

	7,156,355.72	6,603,912.78

1	0.00	4,293,139.79	4,293,139.79	0.00
2	0.00	247,321.36	247,321.36	0.00
3	0.00	0.00	0.00	0.00
	0.00	4,540,461.15	4,540,461.15	0.00

/

Ã



2019 6 12	2019				
2019 6 12	9.27 /			252.86	
	“ ”	131,992,875.00	134,521,475.00	“ ”	20,911,522.00
		23,440,122.00	“ ”		

28

	484,256,534.97	20,911,522.00	0.00	505,168,056.97
	484,256,534.97	20,911,522.00	0.00	505,168,056.97

2019 6 12	2019				
2019 6 12	9.27 /			252.86	
	“ ”	131,992,875.00	134,521,475.00	“ ”	20,911,522.00
		23,440,122.00	“ ”		

29

	0.00	23,440,122.00	0.00	23,440,122.00
	0.00	23,440,122.00	0.00	23,440,122.00

2019 6

	30,689.11	326,580.8 3	0.00	0.00	303,541.1 6
--	-----------	----------------	------	------	----------------

	686,259.07	862,034.08
	271,370.98	279,278.46
	4,678,708.08	3,411,353.70
	35,809,114.26	41,198,809.75

36

	16,146,882.65	12,963,656.31
	3,481,095.78	2,700,671.09
	1,088,658.14	1,206,394.71
	2,825,930.77	2,098,366.47
	3,534,895.80	2,532,097.07
	4,100,503.81	2,506,642.42
	31,177,966.95	24,007,828.07

37

	11,584,784.64	12,431,524.55
	13,986,933.32	9,352,052.57
	1,464,289.58	1,764,965.66
	2,299,629.70	1,234,633.04
	602,125.55	553,651.12
	29,937,762.79	25,336,826.94


38

--	--	--

	-680,173.67	677,426.59
	307,428.22	345,746.36
	3,180,740.46	3,014,773.79

	-4,554,355.65
--	---------------

						41,391.18	41,391.18	
						9,859.50	41,391.18	
						27,499.98	27,499.98	
						62,143.20	62,143.20	
						47,539.38	0.00	



						120,000.00	0.00	
						5,185,718.21	172,425.54	

46

	252,126.75	688,241.42	252,126.75
	49,777.20	90.09	49,777.20
	301,903.95	688,331.51	301,903.95

47

1

	4,580,214.17	3,417,312.41
	147,811.71	-313,030.60
	4,728,025.88	3,104,281.81

2

	22,953,877.20
/	3,443,081.60

	2,168,792.08
	4,728,025.88

48

30

49

1

	195,644.92	767,553.11
	5,044,824.35	3,212,798.36
	10,088,287.34	1,798,940.59
	15,328,756.61	5,779,292.06

2

--	--

50

1

1	--	--
	18,225,851.32	

	66,529.72	6.8716	457,165.62
	40,315.55	7.8099	314,860.41
	4,700,149.00	0.0634	298,102.25
	9,000,000.00	6.8716	61,844,400.00
	50,000,000.00	0.0634	3,171,200.00
	--	--	
	22,339.14	6.8716	153,505.63

15,936.51 6.8716

	3,311,292.69		41,391.18
	243,300.00		243,300.00
	788,761.00		9,859.50
2018	4,283,780.57		4,283,780.57
	47,539.38		47,539.38
2017	53,204.40		53,204.40
	550,000.00		27,499.98
	6,214,320.00		62,143.20
	97,000.00		97,000.00
2018	200,000.00		200,000.00
	120,000.00		120,000.00
	15,909,198.04		5,185,718.21

1

1

Transformers GmbH						
				70.00%		
				70.00%		
				100.00%		
				100.00%		
				100.00%		
				100.00%		
E&R LLC					100.00%	

	83.31	9	85.80	54.06		54.06	53.76	9	35.35	14.97	27	68.24
--	-------	---	-------	-------	--	-------	-------	---	-------	-------	----	-------

	23,528,239.37	683,165.70	683,165.70	-116,408.80	17,728,522.14	-447,358.37	-447,358.37	-358,274.18

	2019

2

1

3

	5%

	20,000,000.00	2018	12	26	2019	12	25	
	50,000,000.00	2019	06	30	2019	09	30	
	9,316,000.00	2015	02	10	2020	02	05	
	794,000.00	2014	07	14	2019	07	05	

2

--	--	--	--	--	--	--	--	--


1,565,850.11

2019

>

×

2



1

2019 6 30

2

1

1

1

1

1

	261,843, 229.43	100.00%	5,943,21 5.47	2.27%	255,900,0 13.96	221,013,8 90.30	100.00%	5,683,520 .62	3.57%	215,330,36 9.68

1	1	259,175,129.48
	6	258,504,750.91
7-12		670,378.57

3

	144,030.86

		140,960.86			
	--	140,960.86	--	--	--

4

57,435,538.93 21.94 %

1,148,710.78

2

	66,246.58	624,612.07
		0.00
	243,897,250.16	163,561,753.78
	243,963,496.74	164,186,365.85

1

1

	66,246.58	624,612.07
	66,246.58	624,612.07

2

2

1

	1,354,831.23	1,354,831.23
	235,312,722.14	155,300,875.37
	3,227,024.30	2,629,048.92
	5,647,068.71	5,340,788.31
	1,000,000.00	1,000,000.00
	0.00	760,698.08
	-2,644,396.22	-2,824,488.13
	243,897,250.16	163,561,753.78

2

	12	()	()	
2019 1 1	2,824,488.13	0.00	0.00	2,824,488.13
2019 1 1	—	—	—	—
--	0.00			

1	1	243,692,903.15
	6	243,589,204.15
7-12		103,699.00
1	2	70,352.00
2	3	59,360.00
3		2,719,031.23
3		

		1,000,000.00	3	0.41%	1,000,000.00
		1,000,000.00	3	0.41%	1,000,000.00
	--	242,123,878.79	--	98.21%	2,112,941.37

3

	1						
--	---	--	--	--	--	--	--

4

	458,531,340.61	388,864,243.42	400,828,099.91	339,811,340.35
	15,558,008.23	15,910,198.44	14,574,177.55	13,897,130.58

	409,500.78	

